













Rank	Competitor	Age	Club	RT	PTS	Result
1	 Enoa Vial (V)	16		0.71		8:34.29 Entry: 8:39.95 -5.66
	50m: 28.45 100m: 1:00.46 (32.01) 150m: 1:32.92 (32.46) 200m: 2:05.62 (32.70) 250m: 2:37.93 (32.31) 300m: 3:10.81 (32.88) 350m: 3:43.35 (32.54) 400m: 4:16.16 (32.81) 450m: 4:48.73 (32.57) 500m: 5:21.38 (32.65) 550m: 5:53.77 (32.39) 600m: 6:26.39 (32.62) 650m: 6:59.08 (32.69) 700m: 7:31.66 (32.58) 750m: 8:03.44 (31.78) 800m: 8:34.29 (30.85)					
2	 Tyler Lushkott	15		0.65		8:36.89 Entry: 8:35.88 +1.01
	50m: 29.19 100m: 1:01.40 (32.21) 150m: 1:34.15 (32.75) 200m: 2:07.41 (33.26) 250m: 2:40.37 (32.96) 300m: 3:13.58 (33.21) 350m: 3:46.55 (32.97) 400m: 4:19.67 (33.12) 450m: 4:52.26 (32.59) 500m: 5:24.93 (32.67) 550m: 5:57.55 (32.62) 600m: 6:30.25 (32.70) 650m: 7:02.43 (32.18) 700m: 7:35.23 (32.80) 750m: 8:07.14 (31.91) 800m: 8:36.89 (29.75)					
3	 Soeren Wells	16		0.74		8:37.25 Entry: 8:35.19 +2.06
	50m: 28.91 100m: 1:01.08 (32.17) 150m: 1:33.94 (32.86) 200m: 2:07.51 (33.57) 250m: 2:40.38 (32.87) 300m: 3:13.22 (32.84) 350m: 3:46.08 (32.86) 400m: 4:19.19 (33.11) 450m: 4:51.60 (32.41) 500m: 5:24.42 (32.82) 550m: 5:57.22 (32.80) 600m: 6:30.21 (32.99) 650m: 7:02.69 (32.48) 700m: 7:35.77 (33.08) 750m: 8:07.69 (31.92) 800m: 8:37.25 (29.56)					
4	 Sheldon Hogan	16		0.72		8:43.10 Entry: 8:48.30 -5.20
	50m: 28.64 100m: 1:00.14 (31.50) 150m: 1:32.10 (31.96) 200m: 2:04.86 (32.76) 250m: 2:37.28 (32.42) 300m: 3:10.48 (33.20) 350m: 3:43.38 (32.90) 400m: 4:16.61 (33.23) 450m: 4:49.36 (32.75) 500m: 5:22.71 (33.35) 550m: 5:56.06 (33.35) 600m: 6:29.84 (33.78) 650m: 7:03.20 (33.36) 700m: 7:36.80 (33.60) 750m: 8:09.83 (33.03) 800m: 8:43.10 (33.27)					
5	 Aidan Taylor	16		0.69		8:49.56 Entry: 8:39.50 +10.06
	50m: 29.41 100m: 1:01.98 (32.57) 150m: 1:34.54 (32.56) 200m: 2:07.94 (33.40) 250m: 2:41.48 (33.54) 300m: 3:15.41 (33.93) 350m: 3:49.05 (33.64) 400m: 4:22.91 (33.86) 450m: 4:56.61 (33.70) 500m: 5:30.52 (33.91) 550m: 6:04.41 (33.89) 600m: 6:38.46 (34.05) 650m: 7:12.26 (33.80) 700m: 7:46.17 (33.91) 750m: 8:18.18 (32.01) 800m: 8:49.56 (31.38)					
6	 Charlie Dickison	15		0.72		8:51.30 Entry: 8:36.97 +14.33
	50m: 29.61 100m: 1:01.58 (31.97) 150m: 1:34.66 (33.08) 200m: 2:07.81 (33.15) 250m: 2:41.15 (33.34) 300m: 3:14.53 (33.38) 350m: 3:47.85 (33.32) 400m: 4:21.44 (33.59) 450m: 4:54.81 (33.37) 500m: 5:28.44 (33.63) 550m: 6:01.29 (32.85) 600m: 6:34.54 (33.25) 650m: 7:06.94 (32.40) 700m: 7:42.40 (35.46) 750m: 8:17.81 (35.41) 800m: 8:51.30 (33.49)					
7	 Malachy Adams (V)	13		0.69		8:51.95 Entry: 9:11.69 -19.74
	50m: 30.23 100m: 1:03.34 (33.11) 150m: 1:36.98 (33.64) 200m: 2:10.63 (33.65) 250m: 2:44.36 (33.73) 300m: 3:17.68 (33.32) 350m: 3:50.98 (33.30) 400m: 4:24.95 (33.97) 450m: 4:59.16 (34.21) 500m: 5:33.36 (34.20) 550m: 6:07.12 (33.76) 600m: 6:41.19 (34.07) 650m: 7:14.92 (33.73)					

700m: 7:48.92 (34.00) 750m: 8:20.88 (31.96) 800m: 8:51.95 (31.07)

8

 Dominic Barton

14



0.72

8:53.44

Entry: 9:03.02 -9.58

50m: 28.13 100m: 1:00.44 (32.31) 150m: 1:33.56 (33.12) 200m: 2:07.33 (33.77)
250m: 2:40.54 (33.21) 300m: 3:14.51 (33.97) 350m: 3:47.99 (33.48)
400m: 4:21.84 (33.85) 450m: 4:55.97 (34.13) 500m: 5:30.26 (34.29)
550m: 6:04.84 (34.58) 600m: 6:39.25 (34.41) 650m: 7:13.78 (34.53)
700m: 7:48.04 (34.26) 750m: 8:21.17 (33.13) 800m: 8:53.44 (32.27)

9

 Theo Delande (V)

16


0.53

8:56.67

Entry: 9:01.06 -4.39

50m: 30.26 100m: 1:04.25 (33.99) 150m: 1:38.20 (33.95) 200m: 2:12.25 (34.05)
250m: 2:46.32 (34.07) 300m: 3:20.27 (33.95) 350m: 3:54.22 (33.95)
400m: 4:28.42 (34.20) 450m: 5:02.19 (33.77) 500m: 5:36.29 (34.10)
550m: 6:10.56 (34.27) 600m: 6:44.62 (34.06) 650m: 7:18.09 (33.47)
700m: 7:51.76 (33.67) 750m: 8:24.69 (32.93) 800m: 8:56.67 (31.98)

10

 Naherehau Yun Teauroa (V)

14

0.66

8:57.56

Entry: 9:09.12 -11.56

50m: 29.66 100m: 1:02.80 (33.14) 150m: 1:36.80 (34.00) 200m: 2:10.82 (34.02)
250m: 2:45.10 (34.28) 300m: 3:18.95 (33.85) 350m: 3:53.50 (34.55)
400m: 4:27.16 (33.66) 450m: 5:00.75 (33.59) 500m: 5:35.19 (34.44)
550m: 6:09.72 (34.53) 600m: 6:43.77 (34.05) 650m: 7:18.05 (34.28)
700m: 7:51.80 (33.75) 750m: 8:25.08 (33.28) 800m: 8:57.56 (32.48)

11

 Faris Abdou

15



0.65

9:02.81

Entry: 9:12.45 -9.64

50m: 29.33 100m: 1:02.15 (32.82) 150m: 1:35.89 (33.74) 200m: 2:09.84 (33.95)
250m: 2:43.65 (33.81) 300m: 3:17.87 (34.22) 350m: 3:52.01 (34.14)
400m: 4:26.54 (34.53) 450m: 5:01.20 (34.66) 500m: 5:36.24 (35.04)
550m: 6:11.16 (34.92) 600m: 6:46.30 (35.14) 650m: 7:21.12 (34.82)
700m: 7:56.23 (35.11) 750m: 8:30.35 (34.12) 800m: 9:02.81 (32.46)

12

 Jonathan Bao

14



0.71

9:02.88

Entry: 9:13.99 -11.11

50m: 29.79 100m: 1:02.72 (32.93) 150m: 1:36.40 (33.68) 200m: 2:10.82 (34.42)
250m: 2:45.38 (34.56) 300m: 3:20.28 (34.90) 350m: 3:54.73 (34.45)
400m: 4:29.66 (34.93) 450m: 5:04.19 (34.53) 500m: 5:38.64 (34.45)
550m: 6:13.17 (34.53) 600m: 6:48.15 (34.98) 650m: 7:22.20 (34.05)
700m: 7:56.55 (34.35) 750m: 8:30.01 (33.46) 800m: 9:02.88 (32.87)

13

 Luca Lavigne

16



0.80

9:04.16

Entry: 9:01.58 +2.58

50m: 30.20 100m: 1:03.63 (33.43) 150m: 1:37.68 (34.05) 200m: 2:12.33 (34.65)
250m: 2:47.45 (35.12) 300m: 3:22.65 (35.20) 350m: 3:58.20 (35.55)
400m: 4:33.97 (35.77) 450m: 5:07.74 (33.77) 500m: 5:41.63 (33.89)
550m: 6:15.91 (34.28) 600m: 6:50.97 (35.06) 650m: 7:25.70 (34.73)
700m: 8:00.71 (35.01) 750m: 8:35.67 (34.96) 800m: 9:04.16 (28.49)

14

 Jackson Rowlands

15



0.65

9:09.42

Entry: 9:03.68 +5.74

50m: 28.89 100m: 1:02.18 (33.29) 150m: 1:36.66 (34.48) 200m: 2:11.39 (34.73)
250m: 2:45.82 (34.43) 300m: 3:20.90 (35.08) 350m: 3:55.78 (34.88)
400m: 4:30.72 (34.94) 450m: 5:05.52 (34.80) 500m: 5:41.40 (35.88)
550m: 6:16.28 (34.88) 600m: 6:51.63 (35.35) 650m: 7:26.69 (35.06)
700m: 8:01.73 (35.04) 750m: 8:35.48 (33.75) 800m: 9:09.42 (33.94)

15

 Theophane Videau (V)

14

0.72

9:10.35


Entry: 9:41.13 -30.78

50m: 31.32 100m: 1:05.45 (34.13) 150m: 1:39.91 (34.46) 200m: 2:14.66 (34.75)
250m: 2:48.81 (34.15) 300m: 3:23.71 (34.90) 350m: 3:58.79 (35.08)
400m: 4:33.87 (35.08) 450m: 5:08.71 (34.84) 500m: 5:43.48 (34.77)
550m: 6:18.32 (34.84) 600m: 6:53.31 (34.99) 650m: 7:27.83 (34.52)

700m: 8:02.68 (34.85) 750m: 8:36.73 (34.05) 800m: 9:10.35 (33.62)

16  **Nathan Hu** **13**  **0.69** **9:11.09**
Entry: 9:12.54 **-1.45**

50m: 30.61 100m: 1:04.46 (33.85) 150m: 1:39.63 (35.17) 200m: 2:14.76 (35.13)
250m: 2:50.07 (35.31) 300m: 3:24.94 (34.87) 350m: 4:00.10 (35.16)
400m: 4:35.24 (35.14) 450m: 5:10.54 (35.30) 500m: 5:45.42 (34.88)
550m: 6:20.31 (34.89) 600m: 6:55.29 (34.98) 650m: 7:30.46 (35.17)
700m: 8:04.82 (34.36) 750m: 8:38.44 (33.62) 800m: 9:11.09 (32.65)

17  **Justin Wang** **15**  **0.69** **9:11.38**
Entry: 9:09.25 **+2.13**



50m: 29.30 100m: 1:02.15 (32.85) 150m: 1:35.98 (33.83) 200m: 2:10.73 (34.75)
250m: 2:44.98 (34.25) 300m: 3:19.77 (34.79) 350m: 3:54.55 (34.78)
400m: 4:30.02 (35.47) 450m: 5:04.87 (34.85) 500m: 5:40.76 (35.89)
550m: 6:16.34 (35.58) 600m: 6:52.20 (35.86) 650m: 7:28.06 (35.86)
700m: 8:04.25 (36.19) 750m: 8:38.51 (34.26) 800m: 9:11.38 (32.87)

18  **Kaeto Sasamoto** **15**  **0.66** **9:11.45**
Entry: 9:24.91 **-13.46**



50m: 30.55 100m: 1:04.33 (33.78) 150m: 1:38.25 (33.92) 200m: 2:12.30 (34.05)
250m: 2:46.40 (34.10) 300m: 3:21.05 (34.65) 350m: 3:55.48 (34.43)
400m: 4:30.96 (35.48) 450m: 5:06.24 (35.28) 500m: 5:41.78 (35.54)
550m: 6:17.71 (35.93) 600m: 6:53.58 (35.87) 650m: 7:28.84 (35.26)
700m: 8:03.78 (34.94) 750m: 8:38.14 (34.36) 800m: 9:11.45 (33.31)

19  **Antoine Baldovini (V)** **15** **0.75** **9:12.14**
Entry: 9:12.97 **-0.83**

50m: 29.42 100m: 1:02.02 (32.60) 150m: 1:35.92 (33.90) 200m: 2:10.65 (34.73)
250m: 2:45.23 (34.58) 300m: 3:20.37 (35.14) 350m: 3:55.00 (34.63)
400m: 4:30.17 (35.17) 450m: 5:05.11 (34.94) 500m: 5:40.59 (35.48)
550m: 6:16.19 (35.60) 600m: 6:51.88 (35.69) 650m: 7:27.79 (35.91)
700m: 8:03.16 (35.37) 750m: 8:38.07 (34.91) 800m: 9:12.14 (34.07)

20  **Samuel Shivnan** **15**  **0.68** **9:15.00**
Entry: 9:22.44 **-7.44**



50m: 30.78 100m: 1:04.91 (34.13) 150m: 1:39.34 (34.43) 200m: 2:14.54 (35.20)
250m: 2:49.21 (34.67) 300m: 3:24.70 (35.49) 350m: 3:59.44 (34.74)
400m: 4:35.03 (35.59) 450m: 5:10.10 (35.07) 500m: 5:45.54 (35.44)
550m: 6:20.45 (34.91) 600m: 6:56.07 (35.62) 650m: 7:30.83 (34.76)
700m: 8:06.34 (35.51) 750m: 8:40.99 (34.65) 800m: 9:15.00 (34.01)

21  **Benji McLean** **14**  **0.75** **9:15.53**
Entry: 9:16.63 **-1.10**

50m: 30.00 100m: 1:03.14 (33.14) 150m: 1:37.27 (34.13) 200m: 2:12.28 (35.01)
250m: 2:47.22 (34.94) 300m: 3:22.49 (35.27) 350m: 3:57.73 (35.24)
400m: 4:33.09 (35.36) 450m: 5:08.32 (35.23) 500m: 5:44.17 (35.85)
550m: 6:19.87 (35.70) 600m: 6:55.52 (35.65) 650m: 7:30.56 (35.04)
700m: 8:06.84 (36.28) 750m: 8:42.57 (35.73) 800m: 9:15.53 (32.96)

22  **Max Cryer** **15**  **0.72** **9:16.43**
Entry: 9:27.18 **-10.75**

50m: 30.95 100m: 1:05.53 (34.58) 150m: 1:39.99 (34.46) 200m: 2:14.63 (34.64)
250m: 2:49.61 (34.98) 300m: 3:24.70 (35.09) 350m: 3:59.30 (34.60)
400m: 4:34.94 (35.64) 450m: 5:10.28 (35.34) 500m: 5:46.11 (35.83)
550m: 6:21.67 (35.56) 600m: 6:57.57 (35.90) 650m: 7:32.98 (35.41)
700m: 8:09.55 (36.57) 750m: 8:43.92 (34.37) 800m: 9:16.43 (32.51)



23  **William Sun** **13**  **0.70** **9:17.14**
Entry: 9:24.27 **-7.13**

50m: 31.15 100m: 1:05.38 (34.23) 150m: 1:40.19 (34.81) 200m: 2:15.59 (35.40)
250m: 2:51.73 (36.14) 300m: 3:27.31 (35.58) 350m: 4:02.95 (35.64)
400m: 4:38.43 (35.48) 450m: 5:14.70 (36.27) 500m: 5:49.77 (35.07)
550m: 6:25.57 (35.80) 600m: 7:00.83 (35.26) 650m: 7:36.33 (35.50)



700m: 8:11.44 (35.11) 750m: 8:46.46 (35.02) 800m: 9:17.14 (30.68)

24  **Hayden Forlong**  **15** **0.68** **9:17.22**
Entry: 9:28.42 **-11.20**

50m: 31.51 100m: 1:06.65 (35.14) 150m: 1:42.35 (35.70) 200m: 2:18.08 (35.73)
250m: 2:54.42 (36.34) 300m: 3:29.98 (35.56) 350m: 4:05.46 (35.48)
400m: 4:41.52 (36.06) 450m: 5:17.08 (35.56) 500m: 5:52.31 (35.23)
550m: 6:27.62 (35.31) 600m: 7:03.15 (35.53) 650m: 7:37.73 (34.58)
700m: 8:12.56 (34.83) 750m: 8:45.98 (33.42) 800m: 9:17.22 (31.24)

25  **Fletcher Cummings**  **13** **0.62** **9:17.35**
Entry: 9:17.44 **-0.09**


50m: 30.89 100m: 1:05.79 (34.90) 150m: 1:40.84 (35.05) 200m: 2:16.01 (35.17)
250m: 2:51.83 (35.82) 300m: 3:27.92 (36.09) 350m: 4:03.55 (35.63)
400m: 4:39.40 (35.85) 450m: 5:15.05 (35.65) 500m: 5:50.58 (35.53)
550m: 6:26.16 (35.58) 600m: 7:01.98 (35.82) 650m: 7:37.35 (35.37)
700m: 8:12.53 (35.18) 750m: 8:46.20 (33.67) 800m: 9:17.35 (31.15)

26  **Owen Jack**  **16** **0.77** **9:20.22**
Entry: 9:13.31 **+6.91**

50m: 30.65 100m: 1:04.28 (33.63) 150m: 1:38.88 (34.60) 200m: 2:13.93 (35.05)
250m: 2:49.07 (35.14) 300m: 3:24.60 (35.53) 350m: 4:00.14 (35.54)
400m: 4:35.81 (35.67) 450m: 5:11.62 (35.81) 500m: 5:47.81 (36.19)
550m: 6:24.14 (36.33) 600m: 7:00.48 (36.34) 650m: 7:36.66 (36.18)
700m: 8:12.80 (36.14) 750m: 8:48.52 (35.72) 800m: 9:20.22 (31.70)

27  **Isaac Wren**  **16** **0.72** **9:22.14**
Entry: 9:09.61 **+12.53**

50m: 30.84 100m: 1:05.18 (34.34) 150m: 1:39.69 (34.51) 200m: 2:14.86 (35.17)
250m: 2:50.21 (35.35) 300m: 3:26.20 (35.99) 350m: 4:01.55 (35.35)
400m: 4:37.25 (35.70) 450m: 5:12.82 (35.57) 500m: 5:48.47 (35.65)
550m: 6:24.44 (35.97) 600m: 7:00.57 (36.13) 650m: 7:36.34 (35.77)
700m: 8:12.13 (35.79) 750m: 8:47.78 (35.65) 800m: 9:22.14 (34.36)

28  **Thomas Cave**  **16** **0.80** **9:24.71**
Entry: 9:02.99 **+21.72**

50m: 31.59 100m: 1:07.05 (35.46) 150m: 1:41.94 (34.89) 200m: 2:17.71 (35.77)
250m: 2:53.40 (35.69) 300m: 3:28.90 (35.50) 350m: 4:04.18 (35.28)
400m: 4:40.22 (36.04) 450m: 5:15.58 (35.36) 500m: 5:51.94 (36.36)
550m: 6:27.55 (35.61) 600m: 7:03.91 (36.36) 650m: 7:39.18 (35.27)
700m: 8:15.74 (36.56) 750m: 8:50.86 (35.12) 800m: 9:24.71 (33.85)

29  **Edward Garbutt**  **14** **0.69** **9:25.09**
Entry: 9:35.40 **-10.31**

50m: 32.09 100m: 1:07.98 (35.89) 150m: 1:43.88 (35.90) 200m: 2:20.97 (37.09)
250m: 2:56.86 (35.89) 300m: 3:32.98 (36.12) 350m: 4:08.74 (35.76)
400m: 4:44.78 (36.04) 450m: 5:20.64 (35.86) 500m: 5:56.91 (36.27)
550m: 6:32.51 (35.60) 600m: 7:08.17 (35.66) 650m: 7:43.19 (35.02)
700m: 8:18.43 (35.24) 750m: 8:52.28 (33.85) 800m: 9:25.09 (32.81)

30  **Kymani Leca (V)** **13** **0.51** **9:26.18**
Entry: 9:54.90 **-28.72**

50m: 31.52 100m: 1:06.56 (35.04) 150m: 1:42.35 (35.79) 200m: 2:18.79 (36.44)
250m: 2:54.74 (35.95) 300m: 3:30.44 (35.70) 350m: 4:06.57 (36.13)
400m: 4:42.68 (36.11) 450m: 5:18.86 (36.18) 500m: 5:55.32 (36.46)
550m: 6:31.34 (36.02) 600m: 7:07.15 (35.81) 650m: 7:42.83 (35.68)
700m: 8:18.71 (35.88) 750m: 8:52.93 (34.22) 800m: 9:26.18 (33.25)

31  **Paol Lorzil (V)** **15** **0.52** **9:27.24**
Entry: 9:04.53 **+22.71**

50m: 29.90 100m: 1:04.40 (34.50) 150m: 1:40.08 (35.68) 200m: 2:16.61 (36.53)
250m: 2:52.66 (36.05) 300m: 3:28.60 (35.94) 350m: 4:04.23 (35.63)
400m: 4:40.29 (36.06) 450m: 5:16.46 (36.17) 500m: 5:52.98 (36.52)
550m: 6:28.99 (36.01) 600m: 7:05.07 (36.08) 650m: 7:40.74 (35.67)

700m: 8:17.03 (36.29) 750m: 8:52.64 (35.61) 800m: 9:27.24 (34.60)

32  Baptiste Denamiel (V) 14 0.52 9:28.69
Entry: 9:43.38 -14.69

50m: 31.68 100m: 1:06.39 (34.71) 150m: 1:41.94 (35.55) 200m: 2:17.74 (35.80)
250m: 2:54.12 (36.38) 300m: 3:30.44 (36.32) 350m: 4:06.88 (36.44)
400m: 4:43.23 (36.35) 450m: 5:19.67 (36.44) 500m: 5:55.92 (36.25)
550m: 6:32.20 (36.28) 600m: 7:08.08 (35.88) 650m: 7:43.99 (35.91)
700m: 8:19.20 (35.21) 750m: 8:54.57 (35.37) 800m: 9:28.69 (34.12)

33  Jacob MacDonald 15  Hamilton Aqua... 0.70 9:30.70
Entry: 9:12.33 +18.37

50m: 30.23 100m: 1:04.69 (34.46) 150m: 1:39.61 (34.92) 200m: 2:15.56 (35.95)
250m: 2:51.78 (36.22) 300m: 3:28.13 (36.35) 350m: 4:04.81 (36.68)
400m: 4:40.81 (36.00) 450m: 5:18.14 (37.33) 500m: 5:54.52 (36.38)
550m: 6:31.49 (36.97) 600m: 7:07.26 (35.77) 650m: 7:44.23 (36.97)
700m: 8:19.32 (35.09) 750m: 8:56.42 (37.10) 800m: 9:30.70 (34.28)

34  Clark Emanuel 15  0.53 9:31.31
Entry: 9:25.60 +5.71

50m: 31.59 100m: 1:06.86 (35.27) 150m: 1:42.92 (36.06) 200m: 2:19.21 (36.29)
250m: 2:55.41 (36.20) 300m: 3:31.87 (36.46) 350m: 4:08.41 (36.54)
400m: 4:44.87 (36.46) 450m: 5:21.25 (36.38) 500m: 5:57.45 (36.20)
550m: 6:33.76 (36.31) 600m: 7:09.83 (36.07) 650m: 7:46.29 (36.46)
700m: 8:22.60 (36.31) 750m: 8:58.27 (35.67) 800m: 9:31.31 (33.04)

35  Evan Fang 14  0.79 9:31.74
Entry: 9:46.96 -15.22

50m: 30.54 100m: 1:07.12 (36.58) 150m: 1:43.52 (36.40) 200m: 2:20.00 (36.48)
250m: 2:55.96 (35.96) 300m: 3:32.97 (37.01) 350m: 4:09.24 (36.27)
400m: 4:45.62 (36.38) 450m: 5:21.82 (36.20) 500m: 5:58.37 (36.55)
550m: 6:35.28 (36.91) 600m: 7:11.77 (36.49) 650m: 7:48.07 (36.30)
700m: 8:23.56 (35.49) 750m: 8:59.62 (36.06) 800m: 9:31.74 (32.12)

36  Samuel Delamare 16  0.74 9:34.67
Entry: 9:27.01 +7.66

50m: 30.38 100m: 1:05.00 (34.62) 150m: 1:40.22 (35.22) 200m: 2:16.26 (36.04)
250m: 2:52.54 (36.28) 300m: 3:29.72 (37.18) 350m: 4:05.99 (36.27)
400m: 4:43.13 (37.14) 450m: 5:20.19 (37.06) 500m: 5:57.58 (37.39)
550m: 6:34.37 (36.79) 600m: 7:11.93 (37.56) 650m: 7:49.00 (37.07)
700m: 8:25.63 (36.63) 750m: 9:01.92 (36.29) 800m: 9:34.67 (32.75)

37  Matthew Callow 13  0.79 9:35.49
Entry: 9:32.80 +2.69

50m: 33.19 100m: 1:08.77 (35.58) 150m: 1:45.26 (36.49) 200m: 2:20.74 (35.48)
250m: 2:56.77 (36.03) 300m: 3:33.49 (36.72) 350m: 4:09.76 (36.27)
400m: 4:46.70 (36.94) 450m: 5:23.11 (36.41) 500m: 5:59.57 (36.46)
550m: 6:35.21 (35.64) 600m: 7:11.45 (36.24) 650m: 7:47.80 (36.35)
700m: 8:23.94 (36.14) 750m: 8:59.89 (35.95) 800m: 9:35.49 (35.60)



38  Jared Borea 16  0.73 9:35.67
Entry: 9:11.96 +23.71

50m: 32.79 100m: 1:08.94 (36.15) 150m: 1:45.20 (36.26) 200m: 2:21.46 (36.26)
250m: 2:57.92 (36.46) 300m: 3:34.37 (36.45) 350m: 4:10.26 (35.89)
400m: 4:47.00 (36.74) 450m: 5:23.76 (36.76) 500m: 6:00.57 (36.81)
550m: 6:36.59 (36.02) 600m: 7:13.02 (36.43) 650m: 7:49.57 (36.55)
700m: 8:25.67 (36.10) 750m: 9:01.56 (35.89) 800m: 9:35.67 (34.11)



39  Luoqianhe Chen 14  0.70 9:37.60
Entry: 9:40.10 -2.50

50m: 32.98 100m: 1:09.76 (36.78) 150m: 1:46.16 (36.40) 200m: 2:22.65 (36.49)
250m: 2:59.31 (36.66) 300m: 3:35.77 (36.46) 350m: 4:12.23 (36.46)
400m: 4:48.95 (36.72) 450m: 5:25.25 (36.30) 500m: 6:01.76 (36.51)
550m: 6:37.83 (36.07) 600m: 7:14.63 (36.80) 650m: 7:51.28 (36.65)

700m: 8:28.12 (36.84) 750m: 9:03.96 (35.84) 800m: 9:37.60 (33.64)

40  **Lucas Forlong**  **14** **0.74** **9:43.51**
Entry: 9:38.98 **+4.53**



50m: 31.84 100m: 1:07.81 (35.97) 150m: 1:44.26 (36.45) 200m: 2:20.63 (36.37)
250m: 2:57.37 (36.74) 300m: 3:34.64 (37.27) 350m: 4:11.66 (37.02)
400m: 4:48.23 (36.57) 450m: 5:24.81 (36.58) 500m: 6:01.65 (36.84)
550m: 6:38.66 (37.01) 600m: 7:15.47 (36.81) 650m: 7:52.92 (37.45)
700m: 8:29.76 (36.84) 750m: 9:07.28 (37.52) 800m: 9:43.51 (36.23)

41  **Lucas Wong**  **14** **0.64** **9:44.38**
Entry: 9:54.37 **-9.99**



50m: 30.86 100m: 1:07.30 (36.44) 150m: 1:43.95 (36.65) 200m: 2:20.93 (36.98)
250m: 2:57.54 (36.61) 300m: 3:35.01 (37.47) 350m: 4:12.37 (37.36)
400m: 4:49.25 (36.88) 450m: 5:26.76 (37.51) 500m: 6:04.48 (37.72)
550m: 6:41.19 (36.71) 600m: 7:18.93 (37.74) 650m: 7:56.32 (37.39)
700m: 8:33.73 (37.41) 750m: 9:09.29 (35.56) 800m: 9:44.38 (35.09)

42  **Dylan Venables**  **14** **0.64** **9:51.15**
Entry: 9:56.64 **-5.49**

50m: 32.26 100m: 1:08.46 (36.20) 150m: 1:45.33 (36.87) 200m: 2:22.66 (37.33)
250m: 3:00.15 (37.49) 300m: 3:37.82 (37.67) 350m: 4:15.75 (37.93)
400m: 4:53.49 (37.74) 450m: 5:31.46 (37.97) 500m: 6:09.36 (37.90)
550m: 6:47.65 (38.29) 600m: 7:25.50 (37.85) 650m: 8:03.25 (37.75)
700m: 8:41.08 (37.83) 750m: 9:16.22 (35.14) 800m: 9:51.15 (34.93)

43  **Felix Mariano**  **14** **0.63** **9:52.32**
Entry: 10:00.93 **-8.61**

50m: 31.31 100m: 1:07.29 (35.98) 150m: 1:44.17 (36.88) 200m: 2:21.45 (37.28)
250m: 2:58.71 (37.26) 300m: 3:36.42 (37.71) 350m: 4:13.72 (37.30)
400m: 4:51.25 (37.53) 450m: 5:29.35 (38.10) 500m: 6:06.52 (37.17)
550m: 6:44.09 (37.57) 600m: 7:22.16 (38.07) 650m: 8:00.37 (38.21)
700m: 8:38.30 (37.93) 750m: 9:15.68 (37.38) 800m: 9:52.32 (36.64)

44  **Culainn Stunell**  **14** **0.54** **9:54.34**
Entry: 9:58.87 **-4.53**



50m: 32.36 100m: 1:09.25 (36.89) 150m: 1:46.78 (37.53) 200m: 2:24.30 (37.52)
250m: 3:00.93 (36.63) 300m: 3:39.08 (38.15) 350m: 4:16.87 (37.79)
400m: 4:54.87 (38.00) 450m: 5:32.00 (37.13) 500m: 6:10.40 (38.40)
550m: 6:48.01 (37.61) 600m: 7:26.26 (38.25) 650m: 8:03.49 (37.23)
700m: 8:41.93 (38.44) 750m: 9:18.55 (36.62) 800m: 9:54.34 (35.79)

45  **Darius Haszard**  **13** **0.71** **9:59.62**
Entry: 10:08.19 **-8.57**

50m: 31.51 100m: 1:07.71 (36.20) 150m: 1:44.98 (37.27) 200m: 2:22.43 (37.45)
250m: 3:00.40 (37.97) 300m: 3:39.09 (38.69) 350m: 4:17.15 (38.06)
400m: 4:55.23 (38.08) 450m: 5:31.69 (36.46) 500m: 6:10.08 (38.39)
550m: 6:48.46 (38.38) 600m: 7:26.41 (37.95) 650m: 8:05.29 (38.88)
700m: 8:44.58 (39.29) 750m: 9:23.33 (38.75) 800m: 9:59.62 (36.29)


46  **Eason Chang**  **13** **0.51** **10:00.24**
Entry: 10:11.89 **-11.65**

50m: 32.96 100m: 1:10.04 (37.08) 150m: 1:47.94 (37.90) 200m: 2:25.29 (37.35)
250m: 3:02.97 (37.68) 300m: 3:39.87 (36.90) 350m: 4:19.03 (39.16)
400m: 4:57.61 (38.58) 450m: 5:35.42 (37.81) 500m: 6:13.84 (38.42)
550m: 6:52.24 (38.40) 600m: 7:31.64 (39.40) 650m: 8:10.41 (38.77)
700m: 8:48.99 (38.58) 750m: 9:24.70 (35.71) 800m: 10:00.24 (35.54)



47  **Maxwell Calder-Kerr**  **16** **0.74** **10:01.59**
Entry: 9:31.86 **+29.73**

50m: 31.27 100m: 1:07.35 (36.08) 150m: 1:44.16 (36.81) 200m: 2:21.57 (37.41)
250m: 2:59.08 (37.51) 300m: 3:37.24 (38.16) 350m: 4:15.10 (37.86)
400m: 4:53.72 (38.62) 450m: 5:31.90 (38.18) 500m: 6:10.48 (38.58)
550m: 6:49.39 (38.91) 600m: 7:27.91 (38.52) 650m: 8:07.09 (39.18)


700m: 8:45.82 (38.73) 750m: 9:24.19 (38.37) 800m: 10:01.59 (37.40)

48  Logan Woods **13**  0.39 **10:04.04**
Entry: 10:02.91 **+1.13**


50m: 34.56 100m: 1:12.51 (37.95) 150m: 1:51.06 (38.55) 200m: 2:29.79 (38.73)
250m: 3:08.47 (38.68) 300m: 3:46.74 (38.27) 350m: 4:25.57 (38.83)
400m: 5:04.24 (38.67) 450m: 5:42.92 (38.68) 500m: 6:20.64 (37.72)
550m: 6:58.61 (37.97) 600m: 7:36.55 (37.94) 650m: 8:14.24 (37.69)
700m: 8:52.03 (37.79) 750m: 9:28.98 (36.95) 800m: 10:04.04 (35.06)

49  Tyrone Xu **13**  10:05.73
Entry: 9:55.35 **+10.38**

50m: 33.48 100m: 1:10.64 (37.16) 150m: 1:48.70 (38.06) 200m: 2:27.74 (39.04)
250m: 3:05.90 (38.16) 300m: 3:44.82 (38.92) 350m: 4:23.43 (38.61)
400m: 5:01.77 (38.34) 450m: 5:39.71 (37.94) 500m: 6:18.01 (38.30)
550m: 6:56.31 (38.30) 600m: 7:35.02 (38.71) 650m: 8:13.04 (38.02)
700m: 8:51.40 (38.36) 750m: 9:28.81 (37.41) 800m: 10:05.73 (36.92)

50  Flynn Madden **14**  0.72 **10:14.14**
Entry: 9:56.84 **+17.30**

50m: 32.92 100m: 1:10.23 (37.31) 150m: 1:48.29 (38.06) 200m: 2:26.41 (38.12)
250m: 3:05.57 (39.16) 300m: 3:44.57 (39.00) 350m: 4:23.79 (39.22)
400m: 5:03.18 (39.39) 450m: 5:42.90 (39.72) 500m: 6:21.92 (39.02)
550m: 7:01.10 (39.18) 600m: 7:40.64 (39.54) 650m: 8:19.74 (39.10)
700m: 8:58.51 (38.77) 750m: 9:37.11 (38.60) 800m: 10:14.14 (37.03)

51  Lenny Park **13**  0.53 **10:18.23**
Entry: 9:53.30 **+24.93**

50m: 32.24 100m: 1:09.39 (37.15) 150m: 1:47.17 (37.78) 200m: 2:26.21 (39.04)
250m: 3:05.12 (38.91) 300m: 3:44.43 (39.31) 350m: 4:23.84 (39.41)
400m: 5:03.83 (39.99) 450m: 5:43.42 (39.59) 500m: 6:22.85 (39.43)
550m: 7:02.23 (39.38) 600m: 7:40.89 (38.66) 650m: 8:20.38 (39.49)
700m: 8:59.64 (39.26) 750m: 9:40.69 (41.05) 800m: 10:18.23 (37.54)

-  Yixiang Gao (V) **15**  0.67 **DSQ**